

2018-19


NTI Packet

2nd Grade

Nicholas County Elementary

"Every student, every day!"

(even during inclement weather)



Nicholas County Schools
Non-Traditional Instruction

Snow Plan 2018-19

Due to the large number of weather related days of school closures, the Kentucky Department of Education has granted school districts across the state permission to implement “*Non-Traditional Instruction*” (NTI) days. The Nicholas County Board of Education approved all Nicholas County Schools the opportunity to experiment with this option during the 2018-19 school year.

WHAT IS NON-TRADITIONAL INSTRUCTION? (NTI)

Non-Traditional allows for learning at home when students miss regular instruction due to weather/extraordinary circumstances. Students will have the chance for skill review, remediation, and enrichment through the paper packets. The work that is assigned on a NTI day will be that of review or enrichment.

WHEN WILL A NTI DAY BE CALLED?

A NTI day will be used if it is determined that a large majority of the roads are safe to travel, but an extra day or two is needed for other roads. When a NTI day is called, students will work from home on their assigned lessons found in their NTI packet. Nicholas County Schools may use up to 10 NTI days.

HOW WILL I KNOW NICHOLAS COUNT SCHOOLS ARE HAVING A NTI DAY?

A School Messenger one call will be made to all parents and staff announcing a NTI day. Lexington television stations will be alerted and Nicholas County Schools will place this information on its website, as well as on Facebook and Twitter. You can always call your child’s school or the Board office to ask if the day missed is a regular snow day or a NTI day.

WHAT IS THE ACCOUNTABILITY OF MY STUDENT ON A NTI DAY?

Students will be required to complete all tasks assigned during a NTI day. Each day’s NTI assignments will be due THREE DAYS from the day that is missed (**for example**, a NTI day is called for January 8th, the day’s assignment is due January 11th). The completion of the NTI assignments counts for the student’s attendance for that day. The completion of the NTI work means one less summer makeup day for the students will have to be enacted.

WHEN WILL MY CHILD’S TEACHER BE AVAILABLE ON NTI DAYS?

Staff will be available from 10:00 a.m.-2:00 pm. Teachers will be available via e-mail or students/parents can call their school and leave a message for their teacher to call them back.

Second Grade BLUE JACKET NTI Days (1-5)

Name: _____ Date: _____

Directions: Please complete the assignments listed below and return them to your teacher the next day we return to school.

Check When Assignment is Complete	Title	Assignments
Day 1	Rosie's Bedtime Story	<u>Reading</u>
Day 2	Missing Addends/Addition	<u>Math</u>
Day 3	Sleepy Bear	<u>Reading/Science</u>
Day 4	Write about a time you played in the snow.	<u>Language/Writing</u>
Day 5	Color-by-Code Addition to 20	<u>Math</u>

I verify that my child has completed the assignments listed above.

(Parent Signature)

Comments/Questions:


Name: _____

Rosie's Bedtime Story

by Anita Amin

Rosie loved bedtime.

Her dad always told her stories. Sometimes, he told fairy tales. Sometimes, he told animal stories. And sometimes, he told sports stories.



Rosie couldn't wait to hear Dad's next story.

But that night, Mom tucked Rosie into bed instead. "Dad is sick," Mom told Rosie. "But I can tell you a story if you want me to." So Mom told Rosie a story.

But to Rosie, it wasn't the same. She felt sad. She didn't want Dad to be sick, and she missed story time with Dad.

She thought maybe Dad missed story time, too. This gave her an idea.

Rosie hopped out of bed. She went to Dad's room. She knocked on his door.

"Come in," Dad said.

When Rosie opened the door, Dad smiled weakly. "I'm sorry. I'm going to miss story time tonight."

Rosie sat on Dad's bed. "No you won't. I'm going to tell you a story."

So Rosie told Dad a story about a castle, a dragon, and a princess.

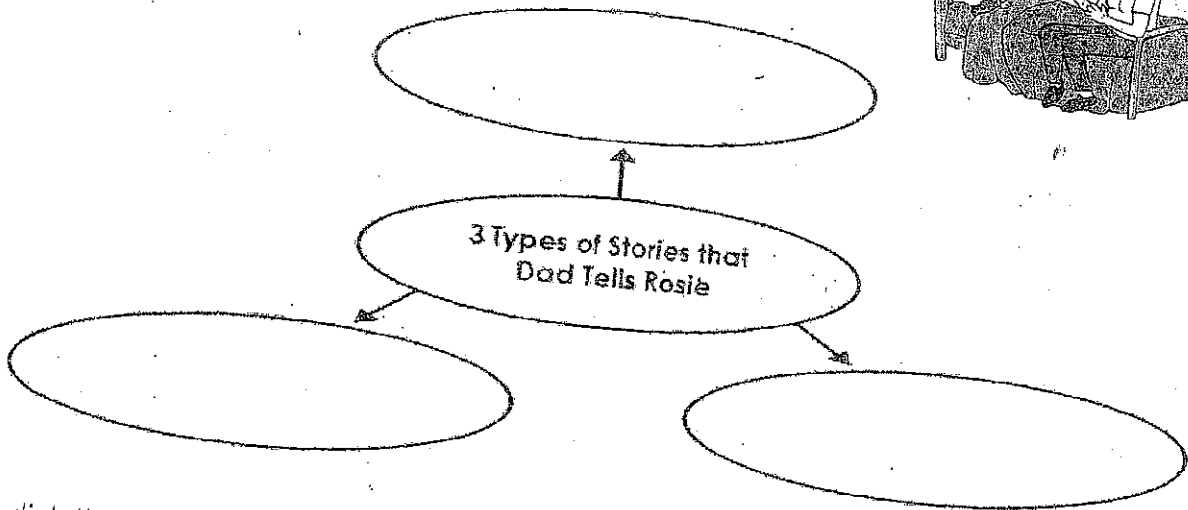
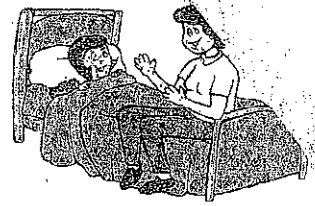
Dad loved the story and he fell asleep with a smile on his face.

"Get well quickly, Dad," Rosie whispered.

Rosie's Bedtime Story

by Anita Amin

1. Complete the graphic organizer.



2. Why didn't Rosie's dad tuck her into bed?

3. What type of story did Rosie tell her dad?

- a. a true story
- b. a scary story
- c. a story about animals
- d. a fairy tale


Where does the beginning of the story take place?

- a. in Rosie's bedroom
- b. in Rosie's dad's bedroom
- c. in the living room
- d. in the kitchen

Who fell asleep at the end of the story?

Rosie's Bedtime Story

by Anita Amin



Fill in the missing vowels to create words from the story.

Then write the full word on the line. Be sure you spell each word correctly.

1. b _ _ d t _ _ m _ _

clue: time of the day when you get ready to sleep

1. _____

2. s t _ _ r y

clue: tale

2. _____

3. w _ _ _ k l y

clue: opposite of strongly

3. _____

4. k n _ _ c k _ _ d

clue: hit something to make a sound

4. _____

5. w h _ _ s p _ _ r _ _ d

clue: spoke softly

5. _____

6. c _ _ s t l _ _

clue: large house made of stone

6. _____

7. p r _ _ n c _ _ s s

clue: daughter of a king or queen

7. _____

Name: _____

Missing Addends

Directions: Write the missing addends on the mittens to complete the equation.

$5 + \text{mitten} = 10$

$7 + \text{mitten} = 12$

$6 + \text{mitten} = 14$

$9 + \text{mitten} = 18$

$2 + \text{mitten} = 10$

$1 + \text{mitten} = 16$

$7 + \text{mitten} = 13$

$2 + \text{mitten} = 14$


$\text{mitten} + 4 = 12$

$\text{mitten} + 6 = 10$

$\text{mitten} + 9 = 15$

$\text{mitten} + 8 = 16$

$\text{mitten} + 8 = 11$



Addition

Find the sums.

$$\begin{array}{r} a. \quad 32 \\ + 15 \\ \hline \end{array}$$

$$\begin{array}{r} b. \quad 44 \\ + 34 \\ \hline \end{array}$$



$$\begin{array}{r} c. \quad 41 \\ + 10 \\ \hline \end{array}$$

$$\begin{array}{r} d. \quad 20 \\ + 29 \\ \hline \end{array}$$

$$\begin{array}{r} e. \quad 62 \\ + 6 \\ \hline \end{array}$$

$$\begin{array}{r} f. \quad 72 \\ + 26 \\ \hline \end{array}$$

$$\begin{array}{r} g. \quad 34 \\ + 23 \\ \hline \end{array}$$

$$\begin{array}{r} h. \quad 5 \\ + 61 \\ \hline \end{array}$$

$$\begin{array}{r} i. \quad 54 \\ + 20 \\ \hline \end{array}$$

$$\begin{array}{r} j. \quad 83 \\ + 16 \\ \hline \end{array}$$

- k. Ken has 25 toy cars.
Tim has 13 toy cars.
How many toy cars do they have altogether?
- _____

- l. Sara has 34 dolls.
She buys 3 more.
How many dolls does she have in all?
- _____

Name: _____

Sleepy Bear

by Lydia Lukidis

Shhh...don't wake up
Bear! He is sleeping.



In fact, he will sleep for many months. This is called "hibernation." Bear has dug his own den. A den is a bear's home. It looks like a dark hole or cave. Bear hibernates because there is not much food in winter. It is also very cold. While he sleeps, he will relax. He will conserve energy. That means he will save energy. His body temperature will go down. He will not eat. He will not wake up for a while. He won't even go to the bathroom. But don't worry! Bear will survive. He was smart and he ate a lot of food before falling asleep.

Bear will wake up in the spring. He will be well rested. He will also be very hungry! Luckily, there will be a lot of food to eat. Bear will snack on plants, berries, and insects. Sometimes he will eat fish too.

Bear is not the only animal that hibernates. Squirrels, skunks and raccoons are other examples.

Sleepy Bear

by Lydia Lukidis



1. Why does a bear hibernate?

- a. He is bored.
- b. He doesn't like snow on his paws.
- c. He can't find food in the winter.
- d. He is afraid of being buried in the snow.

2. What happens to the bear's body temperature when he hibernates?

3. When the bear wakes up in the spring, what will he eat?
(Circle four answers in the box.)

plants	deer	fish	insects
squirrels	berries	birds	worms

4. Name *three* other animals that hibernate according to the article.

Name: _____

Sleepy Bear

by Lydia Lukidis



Fill in the missing letters to create words from the story.

Then write the full word on the line. Be sure you spell each word correctly.

1. h _ _ b _ _ r n _ _ t i o n

clue: sleep during winter

1. _____

2. c _ _ n s _ _ r v _ _

clue: save

2. _____

3. e n _ _ r _ _ y

clue: ability to do work

3. _____

4. t _ _ m _ _ e r _ _ t u r e

clue: amount of hot or cold

4. _____

5. s _ _ r v _ _ v e

clue: to stay alive

5. _____

Write about a time you played in the snow. Please make sure to include adjectives, capital letters, and complete sentences. (Draw and color a picture of your story.)

Day 4

Name: _____

Date: _____

Color-by-Code - Addition to 20

Directions: Color the picture using the code below.

Red: 16

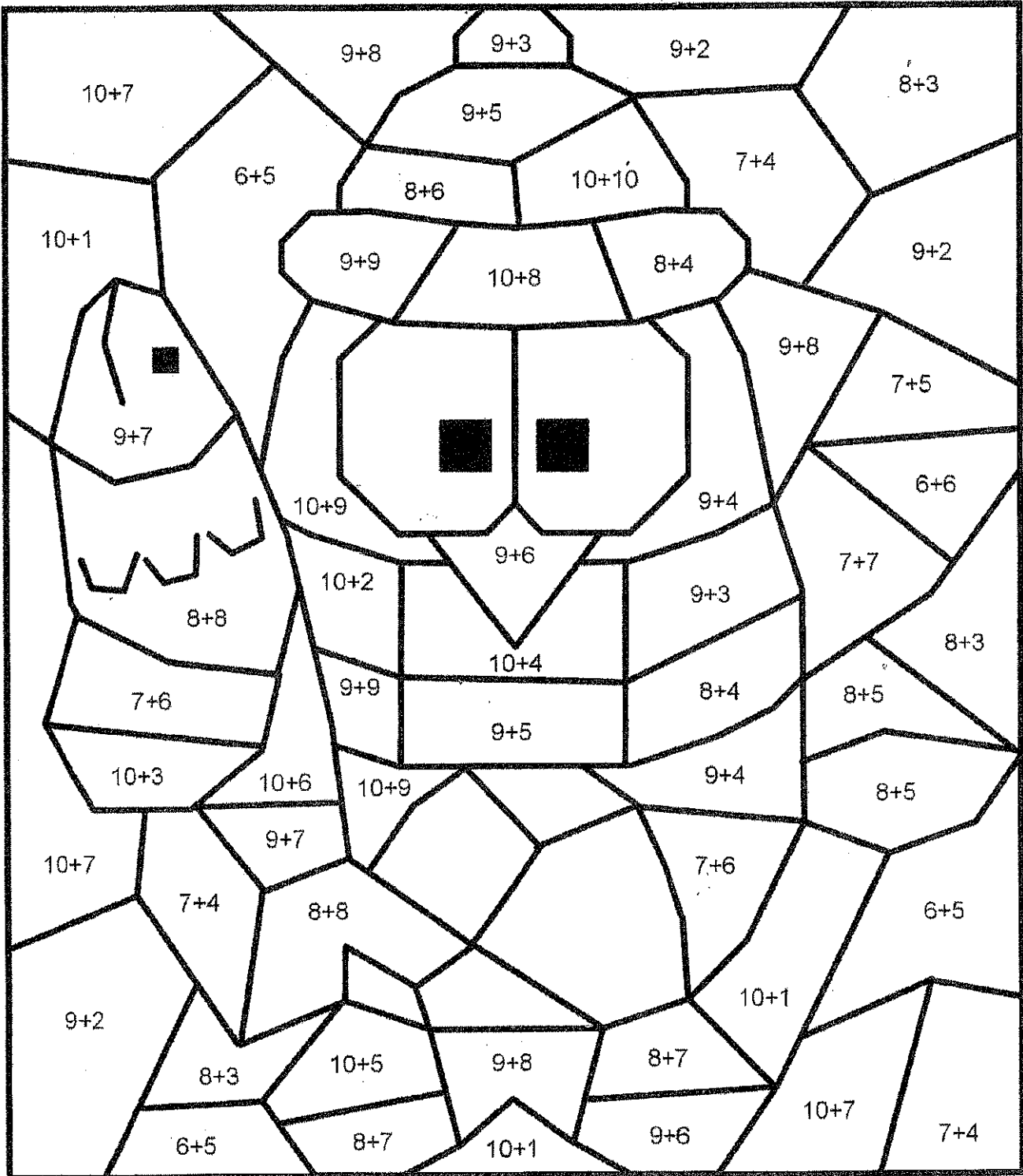
Green: 14, 20

Blue: 11, 17

Yellow: 12, 18

Orange: 15

Gray: 13, 19



© Pink Cat Studio

Day 5